






GENERAL NOTES:
 1. THIS DRAWING IS TO BE READ IN CONJUNCTION WITH THE OTHER RELEVANT CONSULTANTS DRAWINGS.
 2. ALL FINISHES ARE TO CONFORM TO THE CURRENT BUILDING REGULATIONS.
 3. REFER TO A SEPARATE DOCUMENT FOR THE DESIGNER'S RISK ASSESSMENT.
 4. ALL WORKS OR MATERIALS INDICATED ON THIS DRAWING ARE TO BE TO THE LATEST RELEVANT BRITISH STANDARDS AND CARRIED OUT IN ACCORDANCE WITH THE BRITISH STANDARDS CODES OF PRACTICE OR RECOGNIZED INSTITUTE OR TRADE ASSOCIATION RECOMMENDATIONS AND PUBLICATIONS.

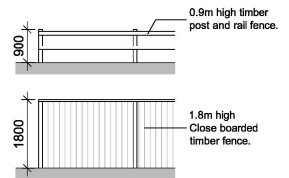
Soft Landscaping

-   Indicates existing trees / shrubs.
-   Indicates new trees / shrubs to LA approval.


Hard Landscaping

-  Resin bonded gravel surfacing to footpaths.
-  Tarmac surfacing to road / parking bays.
-  Resin bonded gravel surface finish

Boundary treatment details



Lighting

-  BL New 1.1m high illuminated bollards to LA approval.

Timber Shelter Details



Purbeck Gazebo by NBB Outdoor Shelters

P5	June 2018	Area for refuse and storage retained at rear of existing public house.	TH	
P4	2018	Proposed access, proposed, boundary treatment, amenity, gates, access, lighting indicated.	TH	
Revision:	Date	Description	Drawn	Checked

PLC ARCHITECTS
 Lansdowne House
 25-26 Hampshire Terrace
 Portsmouth PO1 2GP
 Hampshire England
 Tel: (023) 92 755 333
 E-Mail: admin@plcarchitects.com
 Web: www.plcarchitects.com

Client:
 Project:
**Smiths Arms
 Stokton-on-Tees
 TS21 1EA**

Drawing Title:
Proposed Site Layout

Drawn by	Date	Checked by	Date	Approved by	Date
JCB					
Drawing No.	Revision	Scale			
17.2586.100	P5	1:200 @ A2			

PLC ARCHITECTS © COPYRIGHT RESERVED 2017
 NOT TO BE SCALED. DIMENSIONS TO BE CHECKED ON SITE
 SCALING ONLY FOR LOCAL AUTHORITY PURPOSES



1:200 scale

